

CaterQuotes.net Registration Instructions

To access CaterQuotes, go to <http://apps.aqnet.com/CQ360/viewer/AQ360viewer.application>.

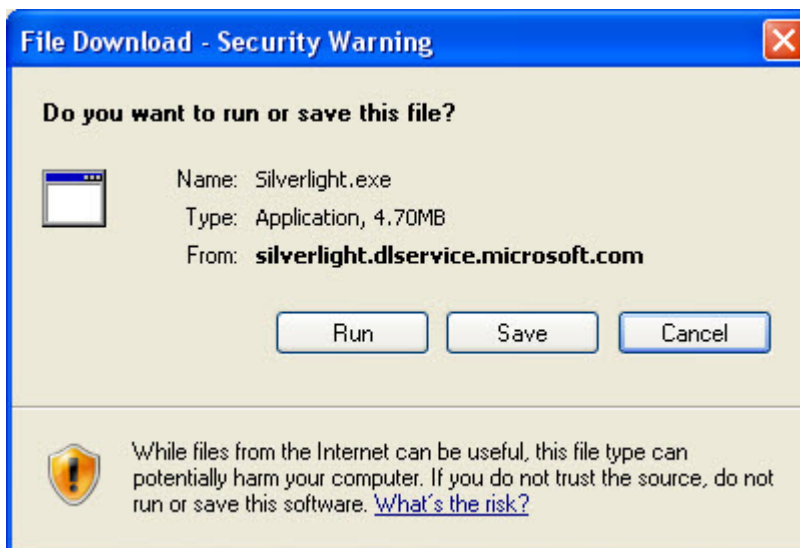
(Note: If you have problems accessing CaterQuotes with the link above, please use <http://www.caterquotes.net>)

Before you can access CaterQuotes, you will need to register yourself once. While the instructions below may seem arduous, they're actually really simple and should take you no more than a minute or two to complete.

- When going to www.CaterQuotes.net for the first time, if the Microsoft Silverlight browser plug-in isn't already installed, you will be prompted to install it before you can register.



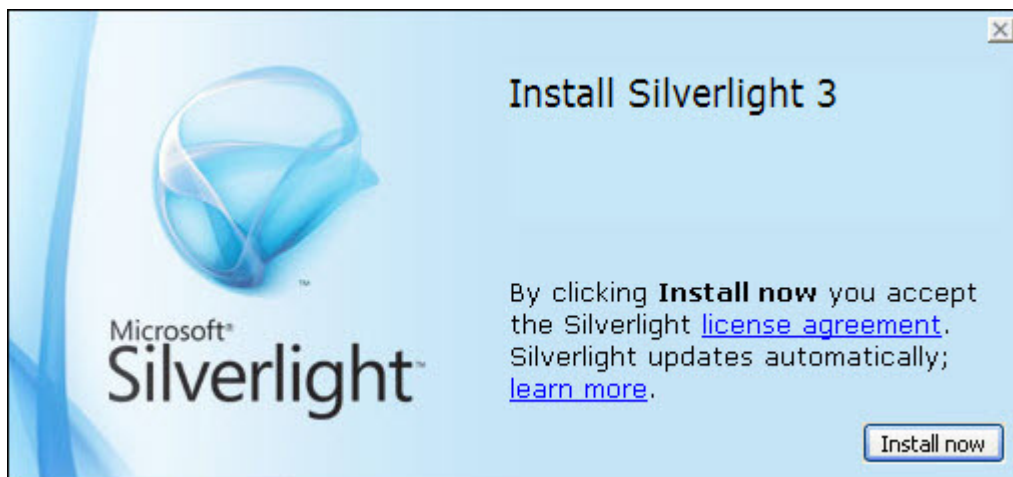
- "File Download Security Warning" - Click **Run**



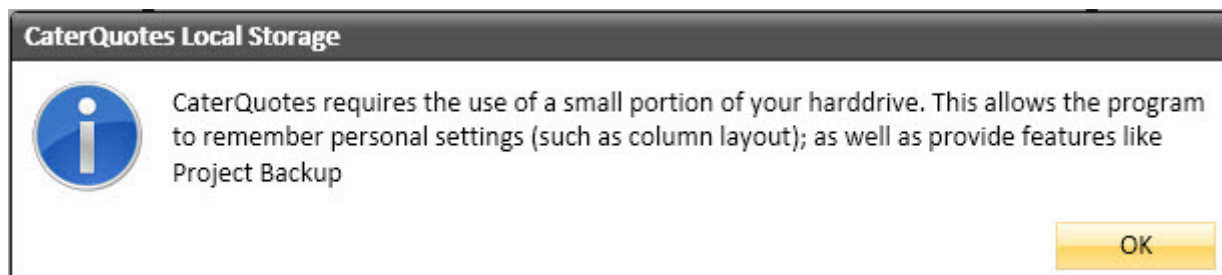
- "Internet Explorer Security Warning" - Click **Run**



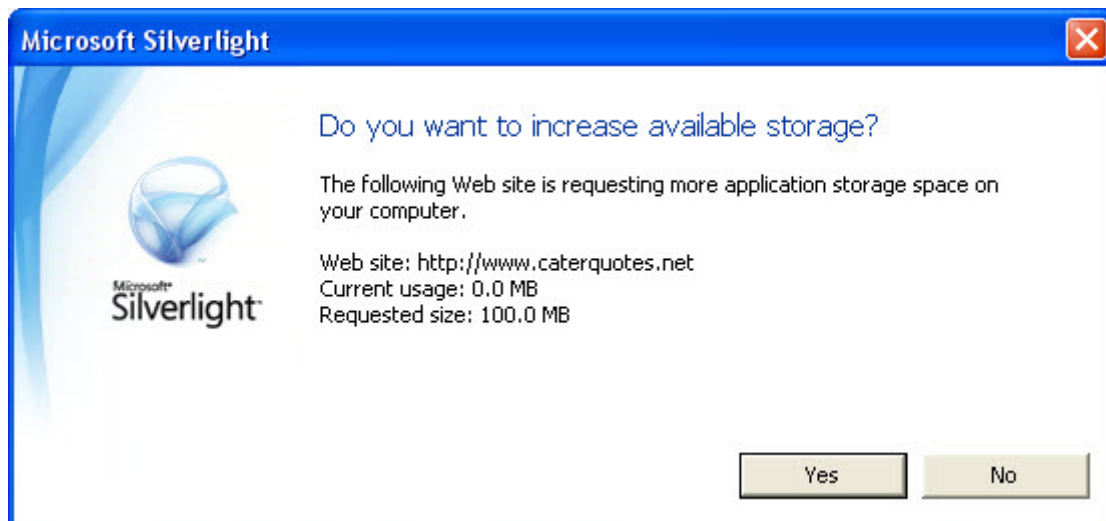
- "Install Silverlight 3" - click **Install Now**



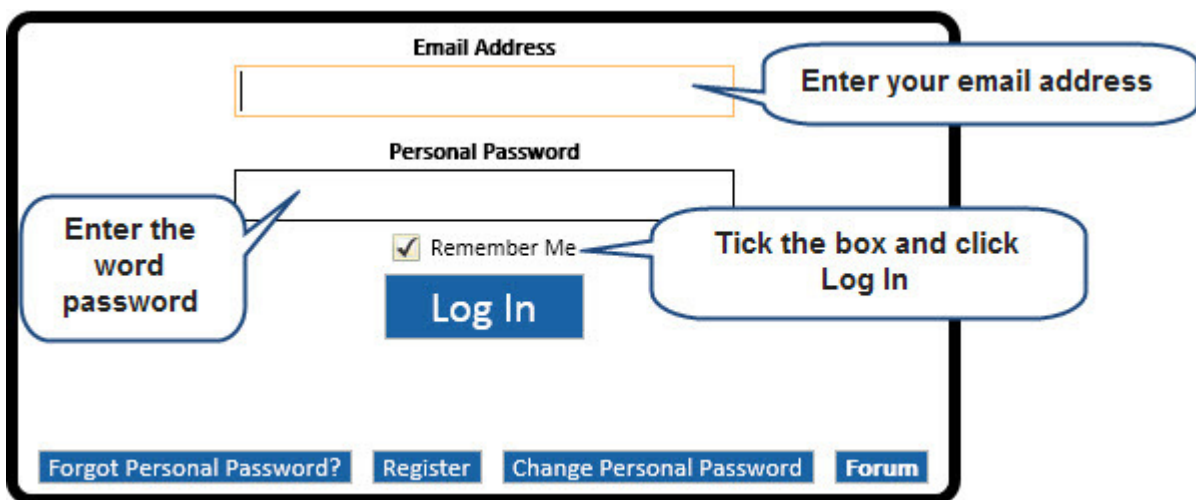
- "CaterQuotes Local Storage" - Click **OK**



- "Do you want to increase available storage?" - Click **Yes**



- When the login screen displays, enter your email address, the word password in the password field, tick the "Remember Me" box, and click **Log In**. (Note: If you'd like to change your password, click the "change personal password" button.)



That's it! You're now ready to save time with your free CaterQuotes trial.

We'll check in with you periodically during your trial to see how you're getting on. Please don't hesitate to contact us at tech@caterquotes.co.uk or via freephone 0800 030 4458 with any questions or concerns.

Happy Quoting,

The CaterQuotes Team